

SPD3000C

Series

Programmable DC Power Supply



Data Sheet-2016.03

Main Features

- ✚ 3 independent controlled and isolated output: 32 V/3.2 A×2, 2.5 V/3.3 V/5 V/3.2 A×1, total power 220 W.
- ✚ Resolution:10 mV/10 mA
- ✚ Supports panel timing output functions.
- ✚ LED display; 32 V full scale, 4 digits; 3.2 A full scale, 3 digits
- ✚ 100 V/120 V/220 V/230 V compatible design, to meet the needs of different power grids.
- ✚ Intelligent fan for temperature control, effectively reduces noise.
- ✚ Five groups of internal system parameter storage. Supports data storage space expansion.
- ✚ Supports SCPI commands & USB device interface. Includes PC software.

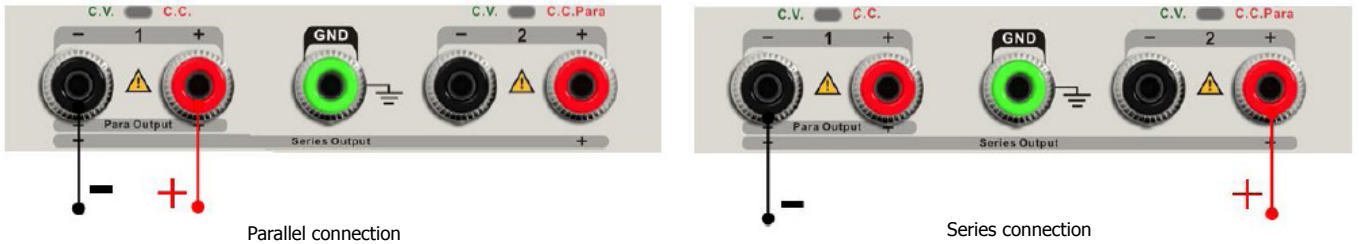
Design Features

✚ High-resolution and high-precision output





High precision adjustability of as low as 10 mV & 10 mA steps. User's DUT can be monitored and analyzed under small changes in voltage and current.

✚ Series/parallel/independent mode functions

Series and parallel functions allows two channels to be easily combined into one output with more power output ability, doubling the supplied voltage or current. Each of the 3 channel's outputs can be turned on/off independently or all 3 turned all-on/all-off simultaneously.



Application Field

-  Debugging in R&D
-  Production / Automatic Test
-  Quality Control and Test
-  Teaching / Education

Specification

Model		SPD3303C
Output		CH1 Output Current:0~3.2 A CH2 Output Voltage:0~32 V CH2 Output Current:0~3.2 A CH3 Output Voltage:2.5 V/3.3 V/5 V CH3 Output Current:3.2 A
Display		32 V full scale 4 digits 3.2 A full scale 3 digits LED display
Resolution		10 mV/10 mA
Program Accuracy		V: \pm (0.5% of reading+2 digits) I: \pm (0.5% of reading+2 digits)
Readback Accuracy		V: \pm (0.5% of reading+2 digits) I: \pm (0.5% of reading+2 digits)
Constant Voltage Mode	Line Regulation	$\leq 0.01\%+3$ mV
	Load Regulation	$\leq 0.01\%+3$ mV
	Ripple & noise	≤ 1 mVrms (5 Hz~1 MHz)
	Recovery time	<50 μ S (50% load change, Minimum load 0.5 A)
Constant Current Mode	Line Regulation	$\leq 0.2\%+3$ mA
	Load Regulation	$\leq 0.2\%+3$ mA
	Ripple & noise	≤ 3 mArms
Parallel Mode	Line Regulation	$\leq 0.01\%+3$ mV
	Load Regulation	$\leq 0.01\%+3$ mV
Series Mode	Line Regulation	$\leq 0.01\%+5$ mV
	Load Regulation	≤ 300 mV
CH3	Output	(2.5 V/3.3 V/5 V) $\pm 8\%$
	Line Regulation	$\leq 0.01\%+3$ mV
	Load Regulation	$\leq 0.01\%+3$ mV
	Load Regulation	≤ 1 mVrms (5 Hz~1 MHz)
Locking key		Yes
Memory Save/Recall		5 sets
Max Output Power		220 W
Power Source		AC 100 V/120 V/220 V/230 V $\pm 10\%$ 50/60 Hz
Interface		USB Device
Insulation		Case to Terminal: ≥ 20 M Ω (DC 500 V) Case to AC line: ≥ 30 M Ω (DC 500 V)
Operating environment		Outdoor usage: Elevation: ≤ 2000 m Environment Temp: 0~40 $^{\circ}$ C Relative Humidity: $\leq 80\%$ Installation Level: II Pollution Level:2
Storage Environment		Environment Temp:-10~70 $^{\circ}$ C Relative Humidity: $\leq 70\%$
Size		275 \times 225 \times 136 mm
Weight		7.5 Kg

SPD3000C Series Programmable DC Power Supply

About SIGLENT

SIGLENT is an international high-tech company, concentrating on R&D, sales, production and services of electronic test & measurement instruments.

SIGLENT first began developing digital oscilloscopes independently in 2002. After more than a decade of continuous development, SIGLENT has extended its product line to include digital oscilloscopes, function/arbitrary waveform generators, digital multimeters, DC power supplies, spectrum analyzers, isolated handheld oscilloscopes and other general purpose test instrumentation. Since its first oscilloscope, the ADS7000 series, was launched in 2005, SIGLENT has become the fastest growing manufacturer of digital oscilloscopes. We firmly believe that today SIGLENT is the best value in electronic test & measurement.

Verkauf und technische Betreuung

mem

Messtechnik & Elektronik GmbH
Pilartzstr. 9
D-83549 Eisinging

Telefon: 08071 923060 FAX: 08071 9230619
mail@mem-gmbh.de www.mem-gmbh.de